

Caliente Nevada
June 10, 2017
Class 1

1	152	Joseph David	UNK	4	05:42:05.795
2	172	Keith Waibel	UNK	4	05:52:55.721
3	176	Pat Dean	UNK	4	06:08:11.179
4	162	Sean Gilbert	UNK	4	06:43:45.549
5	191	Kyle Cox	UNK	4	06:45:52.697
6	115	Dan Myers	UNK	3	06:59:17.711

Class 10

1	1085	Justin Davis	UNK	4	05:42:48.773
2	1015	James Ford	UNK	4	06:10:40.254
3	1011	Justin Wallin	UNK	4	06:36:53.106
4	1035	Matt Miller	UNK	4	06:37:01.525
5	1014	Blain Mcdonald	UNK	4	06:51:36.015
6	1060	Steven Scott	UNK	3	06:25:01.658
7	1081	Jason Duncon	UNK	3	05:20:37.397
8	1021	Mike Wichman	UNK	1	04:12:43.496

Class 12

1	1246	Chad Cummings	UNK	4	06:09:02.109
2	1221	Kenny Thatcher	UNK	4	06:09:07.964
3	1250	Jeremy Davis	UNK	4	06:32:38.284
4	1215	Michael Benedict	UNK	4	07:11:00.403
5	1211	Scott Bassett	UNK	3	05:22:04.112
6	1247	Doug Christensen	UNK	3	05:30:02.205

Unlimited Truck

1	13	Mike Frye	UNK	4	06:27:37.107
2	25	Dan Daily	UNK	3	07:28:40.815
3	89	Gunner Stevens	UNK	1	01:44:03.125

1450 Pro

1	468	Wayne Lugo	UNK	4	06:24:13.755
2	487	Josh Williams	UNK	4	06:38:22.383
3	420	Michael Fox	UNK	2	04:43:47.611

Class 5 Unlimited

1	516	Justin Smith	UNK	4	06:02:34.413
2	505	Travis Chase	VW	4	06:29:57.740
3	525	Darrell Clifton	VW	4	07:23:47.966
4	543	Hyles Hersley	VW	2	03:10:38.660
5	547	Adam Spitz	VW	1	01:27:10.996
6	521	John Polling	VW	1	01:44:28.776
7	527	Parker Grabowski	VW	0	00:00:00.000
8	526	Derek Pocorena	VW	0	00:00:00.000

Class 5-1600

1	599	Brandyn Kaylor	VW	3	05:09:04.985
2	596	Mark Winston	UNK	3	05:54:00.409

Class 1-2 1600

1	1632	Fernie Padilla	VW	4	06:02:51.348
2	1601	Kenny Freeman	UNK	4	06:09:34.098
3	1647	Rob Hendrickson	VW	4	06:17:46.804
4	1665	Raul Solano	VW	4	06:37:05.694
5	1682	James .. Dean	VW	4	06:37:20.096
6	1634	Curt Geer	VW	4	06:41:51.960
7	1678	John Mccall	VW	3	04:28:45.211
8	1624	Morgan Wheeler	VW	3	04:35:12.241
9	1628	Journee Richardsor	VW	3	05:54:06.651

Stock Full

1	8188	Matthew Bailey	DOD	2	04:08:29.634
---	------	----------------	-----	---	--------------

Class 7

1	7236	Jim Rossi	UNK	3	05:49:04.947
2	7213	Rex Verley	FOR	2	03:34:08.120

Class 3000

1	3014	Tom Kessman	UNK	0	00:00:00.000
---	------	-------------	-----	---	--------------

Class 9

1	969	Kenny Ham	VW	3	05:12:37.350
2	900	Tyler Peterson	VW	3	05:33:10.697
3	998	Joshua Englestead	VW	2	03:14:58.383

Stock Bug

1	1179	Michael Brenner	VW	3	06:31:24.990
2	1100	Robert Johnson	VW	2	05:53:53.964
3	1148	James Juneau	VW	1	02:32:09.398

SxS Pro Limited

1	1917	Bret Ward	UNK	4	06:29:39.108
2	1910	Dale Brand	UNK	4	06:33:03.085
3	1920	Anarei Isac	YAM	4	06:46:01.376

Caliente Nevada
June 10, 2017
SxS Pro Limited

4	1941	Broc Smith	UNK	4	06:49:47.819
5	1995	Corbin Wells	UNK	3	05:06:48.601
6	1937	Lance Mccann	POL	3	05:42:27.390
7	1998	Kaden Wells	UNK	3	06:29:44.231
8	1903	Cameron Chin	UNK	2	03:27:36.197
9	1972	Jimmy Moore	YAM	2	03:30:09.974
10	1924	Lazrezia Bruner	UNK	2	03:33:28.316
11	1999	Jon Graham	UNK	2	05:12:51.545
12	1925	Gina Colosimo	UNK	1	01:56:24.264
13	1977	Scott Davis	UNK	1	05:00:41.304
14	1958	George Felix	UNK	0	00:00:00.000
15	1928	Devin Sullivan	UNK	0	00:00:00.000
16	1947	Dean Wheeler Jr	UNK	0	00:00:00.000

SxS Pro Turbo Unlimited

1	2914	Randy Adams	UNK	4	06:33:38.635
2	2977	Stacy Clark	UNK	4	06:58:42.772
3	2952	Rob Phillips	UNK	1	01:32:47.346

1450 Sportsman

1	1462	Casey Benito	UNK	3	05:43:48.156
2	1458	Kyle Coletti	UNK	2	05:46:38.453
3	1499	Brandon Blust	UNK	1	01:42:43.230
4	1426	Robby Hayes	FOR	0	00:00:00.000
5	1473	William Mccrory	UNK	0	00:00:00.000

Class 2000

1	2088	Dillon Tomky	UNK	3	06:15:41.792
2	2086	Joseph Cammans	CHV	1	01:42:57.576
3	2013	James Hayford	UNK	1	02:31:50.811
4	2069	Kevin Benali	UNK	0	00:00:00.000
5	2018	Daryl Zygela	UNK	0	00:00:00.000

Limited Sportsman

1	1380	Bill Shapley	VW	3	05:07:22.191
2	1325	Lani Austin	VW	3	05:21:14.950
3	1313	Dan Bradley	VW	3	05:21:43.669
4	1395	Tammie Gubler	VW	3	05:47:37.361
5	1336	Bree Cloud	VW	3	06:02:10.009
6	1330	Heather Herrmann	VW	3	06:03:09.114
7	1316	Brandon Whiteheac	VW	1	01:42:04.633

Unlimited Sportsman

1	1505	Josh Tedesco	UNK	3	05:46:26.740
---	------	--------------	-----	---	--------------

Caliente 250 Race Day

Caliente Nevada

June 10, 2017

Class 1

Finish	Name	Nbr	Brand	Lap 1			Lap 2			Lap 3			Lap 4		
				Lap Time	Pos	Elapsed	Lap Time	Pos	Elapsed	Lap Time	Pos	Elapsed	Lap Time	Pos	Elapsed
1	Joseph David	152	UNK	01:24:48.970	3	01:24:48.970	01:25:37.366	3	02:50:26.336	01:25:51.239	1	04:16:17.575	01:25:48.220	1	05:42:05.795
2	Keith Waibel	172	UNK	01:23:11.690	2	01:23:11.690	01:25:55.909	2	02:49:07.599	01:31:42.260	2	04:20:49.859	01:32:05.862	2	05:52:55.721
3	Pat Dean	176	UNK	01:21:38.198	1	01:21:38.198	01:24:11.305	1	02:45:49.503	01:58:32.429	4	04:44:21.932	01:23:49.247	3	06:08:11.179
4	Sean Gilbert	162	UNK	01:45:15.346	5	01:45:15.346	01:24:49.791	5	03:10:05.137	02:04:07.925	5	05:14:13.062	01:29:32.487	4	06:43:45.549
5	Kyle Cox	191	UNK	01:28:07.082	4	01:28:07.082	01:31:55.270	4	03:00:02.352	01:39:18.392	3	04:39:20.744	02:06:31.953	5	06:45:52.697
6	Dan Myers	115	UNK	03:54:28.633	6	03:54:28.633	01:32:35.091	6	05:27:03.724	01:32:13.987	6	06:59:17.711			

Caliente 250 Race Day

Caliente Nevada

June 10, 2017

Class 12

Finish	Name	Nbr	Brand	Lap 1			Lap 2			Lap 3			Lap 4		
				Lap Time	Pos	Elapsed	Lap Time	Pos	Elapsed	Lap Time	Pos	Elapsed	Lap Time	Pos	Elapsed
1	Chad Cummings	1246	UNK	01:28:58.431	1	01:28:58.431	01:32:31.137	2	03:01:29.568	01:39:34.825	2	04:41:04.393	01:27:57.716	1	06:09:02.109
2	Kenny Thatcher	1221	UNK	01:29:55.906	2	01:29:55.906	01:29:17.172	1	02:59:13.078	01:37:15.388	1	04:36:28.466	01:32:39.498	2	06:09:07.964
3	Jeremy Davis	1250	UNK	01:32:06.434	3	01:32:06.434	01:32:14.913	3	03:04:21.347	01:47:14.508	3	04:51:35.855	01:41:02.429	3	06:32:38.284
4	Michael Benedict	1215	UNK	01:53:18.255	6	01:53:18.255	01:49:34.308	6	03:42:52.563	01:45:25.015	5	05:28:17.578	01:42:42.825	4	07:11:00.403
5	Scott Bassett	1211	UNK	01:52:22.129	5	01:52:22.129	01:34:01.378	4	03:26:23.507	01:55:40.605	4	05:22:04.112			
6	Doug Christensen	1247	UNK	01:32:06.851	4	01:32:06.851	02:07:09.626	5	03:39:16.477	01:50:45.728	6	05:30:02.205			

Caliente 250 Race Day
 Caliente Nevada
 June 10, 2017
 1450 Pro

--	--	--	--	--	--	--	--	--	--	--	--	--	--	--	--

Finish	Name	Nbr	Brand	Lap 1			Lap 2			Lap 3			Lap 4		
				Lap Time	Pos	Elapsed	Lap Time	Pos	Elapsed	Lap Time	Pos	Elapsed	Lap Time	Pos	Elapsed
1	Wayne Lugo	468	UNK	01:39:18.247	2	01:39:18.247	01:34:47.565	1	03:14:05.812	01:34:44.452	1	04:48:50.264	01:35:23.491	1	06:24:13.755
2	Josh Williams	487	UNK	01:37:24.440	1	01:37:24.440	01:46:01.157	2	03:23:25.597	01:38:08.444	2	05:01:34.041	01:36:48.342	2	06:38:22.383
3	Michael Fox	420	UNK	01:41:55.316	3	01:41:55.316	03:01:52.295	3	04:43:47.611						

Caliente 250 Race Day

Caliente Nevada

June 10, 2017

Class 5-1600

Finish	Name	Nbr	Brand	Lap 1			Lap 2			Lap 3			Lap 4		
				Lap Time	Pos	Elapsed	Lap Time	Pos	Elapsed	Lap Time	Pos	Elapsed	Lap Time	Pos	Elapsed
1	Brandyn Kaylor	599	VW	01:41:13.802	1	01:41:13.802	01:43:00.651	1	03:24:14.453	01:44:50.532	1	05:09:04.985			
2	Mark Winston	596	UNK	01:49:42.796	2	01:49:42.796	02:09:51.459	2	03:59:34.255	01:54:26.154	2	05:54:00.409			

Caliente 250 Race Day

Caliente Nevada

June 10, 2017

Class 1-2 1600

Finish	Name	Nbr	Brand	Lap 1			Lap 2			Lap 3			Lap 4		
				Lap Time	Pos	Elapsed	Lap Time	Pos	Elapsed	Lap Time	Pos	Elapsed	Lap Time	Pos	Elapsed
1	Fernie Padilla	1632	VW	01:28:07.415	3	01:28:07.415	01:30:08.998	3	02:58:16.413	01:32:51.228	2	04:31:07.641	01:31:43.707	1	06:02:51.348
2	Kenny Freeman	1601	UNK	01:28:08.024	4	01:28:08.024	01:36:37.057	5	03:04:45.081	01:32:04.933	4	04:36:50.014	01:32:44.084	2	06:09:34.098
3	Rob Hendrickson	1647	VW	01:28:56.907	7	01:28:56.907	01:29:43.336	4	02:58:40.243	01:47:37.083	5	04:46:17.326	01:31:29.478	3	06:17:46.804
4	Raul Solano	1665	VW	01:49:21.397	8	01:49:21.397	01:38:44.590	6	03:28:05.987	01:34:17.884	6	05:02:23.871	01:34:41.823	4	06:37:05.694
5	James .. Dean	1682	VW	01:28:18.240	5	01:28:18.240	02:09:33.732	8	03:37:51.972	01:30:05.999	7	05:07:57.971	01:29:22.125	5	06:37:20.096
6	Curt Geer	1634	VW	01:28:18.351	6	01:28:18.351	02:05:46.889	7	03:34:05.240	01:34:30.514	8	05:08:35.754	01:33:16.206	6	06:41:51.960
7	John Mccall	1678	VW	01:27:18.522	2	01:27:18.522	01:30:50.889	2	02:58:09.411	01:30:35.800	1	04:28:45.211			
8	Morgan Wheeler	1624	VW	01:27:06.601	1	01:27:06.601	01:29:39.384	1	02:56:45.985	01:38:26.256	3	04:35:12.241			
9	Journee Richardson	1628	VW	01:55:55.677	9	01:55:55.677	01:54:46.212	9	03:50:41.889	02:03:24.762	9	05:54:06.651			

Caliente 250 Race Day
 Caliente Nevada
 June 10, 2017
 Stock Full

--	--	--	--	--	--	--	--	--	--	--	--	--	--	--	--

Finish	Name	Nbr	Brand	Lap 1			Lap 2			Lap 3			Lap 4		
				Lap Time	Pos	Elapsed	Lap Time	Pos	Elapsed	Lap Time	Pos	Elapsed	Lap Time	Pos	Elapsed
1	Matthew Bailey	8188	DOD	01:54:39.941	1	01:54:39.941	02:13:49.693	1	04:08:29.634						

Caliente 250 Race Day
 Caliente Nevada
 June 10, 2017
 Class 7

--	--	--	--	--	--	--	--	--	--	--	--	--	--	--	--

Finish	Name	Nbr	Brand	Lap 1			Lap 2			Lap 3			Lap 4		
				Lap Time	Pos	Elapsed	Lap Time	Pos	Elapsed	Lap Time	Pos	Elapsed	Lap Time	Pos	Elapsed
1	Jim Rossi	7236	UNK	01:46:29.321	2	01:46:29.321	01:51:26.743	2	03:37:56.064	02:11:08.883	1	05:49:04.947			
2	Rex Verley	7213	FOR	01:44:40.865	1	01:44:40.865	01:49:27.255	1	03:34:08.120						

Caliente 250 Race Day
 Caliente Nevada
 June 10, 2017
 Class 9

--	--	--	--	--	--	--	--	--	--	--	--	--	--	--	--

Finish	Name	Nbr	Brand	Lap 1			Lap 2			Lap 3			Lap 4		
				Lap Time	Pos	Elapsed	Lap Time	Pos	Elapsed	Lap Time	Pos	Elapsed	Lap Time	Pos	Elapsed
1	Kenny Ham	969	VW	01:38:15.210	3	01:38:15.210	01:46:41.712	2	03:24:56.922	01:47:40.428	1	05:12:37.350			
2	Tyler Peterson	900	VW	01:37:53.452	2	01:37:53.452	02:14:36.382	3	03:52:29.834	01:40:40.863	2	05:33:10.697			
3	Joshua Englestead	998	VW	01:35:11.713	1	01:35:11.713	01:39:46.670	1	03:14:58.383						

Caliente 250 Race Day
 Caliente Nevada
 June 10, 2017
 Unlimited Sportsman

--	--	--	--	--	--	--	--	--	--	--	--	--	--	--	--

Finish	Name	Nbr	Brand	Lap 1			Lap 2			Lap 3			Lap 4		
				Lap Time	Pos	Elapsed	Lap Time	Pos	Elapsed	Lap Time	Pos	Elapsed	Lap Time	Pos	Elapsed
1	Josh Tedesco	1505	UNK	01:58:05.851	1	01:58:05.851	01:55:29.624	1	03:53:35.475	01:52:51.265	1	05:46:26.740			



Caliente 250 Race Day

Caliente Nevada

June 10, 2017 Official Distance: 58.00 miles Start Time: 08:00:00 am

92 Entries

Class 1

Position	Number	Name	City_State	Brand	Laps	Start Time	Finish Line Scanned Time	Elapsed Time	Interval Behind Leader	MPH	Class Points	Penalty
1	152	Joseph David		Unknown	4	08:03:00 am	13:45:05.795	05:42:05.795		40.690	0	
2	172	Keith Waibel		Unknown	4	08:00:00 am	13:52:55.721	05:52:55.721	00:10:49.926	39.441	0	
3	176	Pat Dean		Unknown	4	08:00:45 am	14:08:56.179	06:08:11.179	00:15:15.458	37.807	0	
4	162	Sean Gilbert		Unknown	4	08:02:15 am	14:46:00.549	06:43:45.549	00:35:34.370	34.476	0	
5	191	Kyle Cox		Unknown	4	08:01:30 am	14:47:22.697	06:45:52.697	00:02:07.148	34.296	0	
6	115	Dan Myers		Unknown	3	08:03:45 am	15:03:02.711	06:59:17.711	01:45:04.649	24.899	0	

Class 10

Position	Number	Name	City_State	Brand	Laps	Start Time	Finish Line Scanned Time	Elapsed Time	Interval Behind Leader	MPH	Class Points	Penalty
1	1085	Justin Davis		Unknown	4	08:09:45 am	13:52:33.773	05:42:48.773		40.605	0	
2	1015	James Ford		Unknown	4	08:09:00 am	14:19:40.254	06:10:40.254	00:27:51.481	37.554	0	
3	1011	Justin Wallin		Unknown	4	08:06:45 am	14:43:38.106	06:36:53.106	00:26:12.852	35.073	0	
4	1035	Matt Miller		Unknown	4	08:07:30 am	14:44:31.525	06:37:01.525	00:00:08.419	35.061	0	
5	1014	Blain McDonald		Unknown	4	08:05:15 am	14:56:51.015	06:51:36.015	00:14:34.490	33.819	0	
6	1060	Steven Scott		Unknown	3	08:04:30 am	14:29:31.658	06:25:01.658	01:04:24.261	27.115	0	
7	1081	Jason Duncon		Unknown	3	08:08:15 am	13:28:52.397	05:20:37.397	00:10:34.150	32.562	0	
8	1021	Mike Wichman		Unknown	1	08:06:00 am	12:18:43.496	04:12:43.496	02:36:16.339	13.770	0	

Caliente 250 Race Day

Caliente Nevada

June 10, 2017 Official Distance: 58.00 miles Start Time: 08:00:00 am

92 Entries

Class 12

<u>Position</u>	<u>Number</u>	<u>Name</u>	<u>City</u>	<u>State</u>	<u>Brand</u>	<u>Laps</u>	<u>Start Time</u>	<u>Finish Line</u> <u>Scanned Time</u>	<u>Elapsed Time</u>	<u>Interval</u> <u>Behind Leader</u>	<u>MPH</u>	<u>Class</u> <u>Points</u>	<u>Penalty</u>
1	1246	Chad Cummings			Unknown	4	08:13:30 am	14:22:32.105	06:09:02.109		37.720	0	
2	1221	Kenny Thatcher			Unknown	4	08:12:00 am	14:21:07.964	06:09:07.964	00:00:05.855	37.710	0	
3	1250	Jeremy Davis			Unknown	4	08:10:30 am	14:43:08.284	06:32:38.284	00:23:30.320	35.452	0	
4	1215	Michael Benedict			Unknown	4	08:14:15 am	15:25:15.403	07:11:00.403	00:38:22.119	32.296	0	
5	1211	Scott Bassett			Unknown	3	08:11:15 am	13:33:19.112	05:22:04.112	00:30:28.257	32.415	0	
6	1247	Doug Christensen			Unknown	3	08:12:45 am	13:42:47.205	05:30:02.205	00:01:44.627	31.633	0	

Unlimited Truck

<u>Position</u>	<u>Number</u>	<u>Name</u>	<u>City</u>	<u>State</u>	<u>Brand</u>	<u>Laps</u>	<u>Start Time</u>	<u>Finish Line</u> <u>Scanned Time</u>	<u>Elapsed Time</u>	<u>Interval</u> <u>Behind Leader</u>	<u>MPH</u>	<u>Class</u> <u>Points</u>	<u>Penalty</u>
1	13	Mike Frye			Unknown	4	08:28:30 am	14:56:07.107	06:27:37.107		35.912	0	
2	25	Dan Daily			Unknown	3	08:27:45 am	15:56:25.815	07:28:40.815	02:41:23.745	23.268	0	
3	89	Gunner Stevens			Unknown	1	08:29:15 am	10:13:18.125	01:44:03.125	00:07:03.474	33.445	0	

1450 Pro

<u>Position</u>	<u>Number</u>	<u>Name</u>	<u>City</u>	<u>State</u>	<u>Brand</u>	<u>Laps</u>	<u>Start Time</u>	<u>Finish Line</u> <u>Scanned Time</u>	<u>Elapsed Time</u>	<u>Interval</u> <u>Behind Leader</u>	<u>MPH</u>	<u>Class</u> <u>Points</u>	<u>Penalty</u>
1	468	Wayne Lugo			Unknown	4	08:31:30 am	14:55:43.755	06:24:13.755		36.228	0	
2	487	Josh Williams			Unknown	4	08:30:45 am	15:09:07.383	06:38:22.383	00:14:08.628	34.942	0	

Caliente 250 Race Day

Caliente Nevada

June 10, 2017 Official Distance: 58.00 miles Start Time: 08:00:00 am

92 Entries

1450 Pro

<u>Position</u>	<u>Number</u>	<u>Name</u>	<u>City</u>	<u>State</u>	<u>Brand</u>	<u>Laps</u>	<u>Start Time</u>	<u>Finish Line</u> <u>Scanned Time</u>	<u>Elapsed Time</u>	<u>Interval</u> <u>Behind Leader</u>	<u>MPH</u>	<u>Class</u> <u>Points</u>	<u>Penalty</u>
3	420	Michael Fox			Unknown	2	08:30:00 am	13:13:47.611	04:43:47.611	01:20:22.014	24.525	0	

Class 5 Unlimited

<u>Position</u>	<u>Number</u>	<u>Name</u>	<u>City</u>	<u>State</u>	<u>Brand</u>	<u>Laps</u>	<u>Start Time</u>	<u>Finish Line</u> <u>Scanned Time</u>	<u>Elapsed Time</u>	<u>Interval</u> <u>Behind Leader</u>	<u>MPH</u>	<u>Class</u> <u>Points</u>	<u>Penalty</u>
1	516	Justin Smith			Unknown	4	08:16:30 am	14:19:04.413	06:02:34.413		38.392	0	
2	505	Travis Chase			VW	4	08:17:15 am	14:47:12.740	06:29:57.740	00:27:23.327	35.696	0	
3	525	Darrell Clifton			VW	4	08:18:45 am	15:42:32.966	07:23:47.966	00:53:50.226	31.366	0	
4	543	Hyles Hersley			VW	2	08:19:30 am	11:30:08.660	03:10:38.660	00:07:42.087	36.508	0	
5	547	Adam Spitz			VW	1	08:15:00 am	09:42:10.996	01:27:10.996		39.916	0	
6	521	John Polling			VW	1	08:18:00 am	10:02:28.776	01:44:28.776	00:09:42.552	33.308	0	
7	527	Parker Grabowski			VW	0	08:20:15 am					0	
8	526	Derek Pocorena			VW	0	08:15:45 am					0	

Class 5-1600

<u>Position</u>	<u>Number</u>	<u>Name</u>	<u>City</u>	<u>State</u>	<u>Brand</u>	<u>Laps</u>	<u>Start Time</u>	<u>Finish Line</u> <u>Scanned Time</u>	<u>Elapsed Time</u>	<u>Interval</u> <u>Behind Leader</u>	<u>MPH</u>	<u>Class</u> <u>Points</u>	<u>Penalty</u>
1	599	Brandyn Kaylor			VW	3	08:54:45 am	14:03:49.985	05:09:04.985		33.777	0	
2	596	Mark Winston			Unknown	3	08:55:30 am	14:49:30.409	05:54:00.409	00:44:55.424	29.491	0	

Caliente 250 Race Day

Caliente Nevada

June 10, 2017 Official Distance: 58.00 miles Start Time: 08:00:00 am

92 Entries

Class 1-2 1600

<u>Position</u>	<u>Number</u>	<u>Name</u>	<u>City</u>	<u>State</u>	<u>Brand</u>	<u>Laps</u>	<u>Start Time</u>	<u>Finish Line Scanned Time</u>	<u>Elapsed Time</u>	<u>Interval Behind Leader</u>	<u>MPH</u>	<u>Class Points</u>	<u>Penalty</u>
1	1632	Fernie Padilla			VW	4	08:24:00 am	14:26:51.348	06:02:51.348		38.362	0	
2	1601	Kenny Freeman			Unknown	4	08:24:45 am	14:34:19.098	06:09:34.098	00:06:42.750	37.666	0	
3	1647	Rob Hendrickson			VW	4	08:21:45 am	14:39:31.804	06:17:46.804	00:08:12.706	36.847	0	
4	1665	Raul Solano			VW	4	08:25:30 am	15:02:35.694	06:37:05.694	00:19:18.890	35.055	0	
5	1682	James Dean			VW	4	08:21:00 am	14:58:20.096	06:37:20.096	00:00:14.402	35.033	0	
6	1634	Curt Geer			VW	4	08:23:15 am	15:05:06.960	06:41:51.960	00:04:31.864	34.638	0	
7	1678	John Mccall			VW	3	08:26:15 am	12:55:00.211	04:28:45.211		38.846	0	
8	1624	Morgan Wheeler			VW	3	08:22:30 am	12:57:42.241	04:35:12.241	00:04:04.600	37.935	0	
9	1628	Journee Richardson			VW	3	08:27:00 am	14:21:06.651	05:54:06.651	00:45:30.897	29.482	0	

Stock Full

<u>Position</u>	<u>Number</u>	<u>Name</u>	<u>City</u>	<u>State</u>	<u>Brand</u>	<u>Laps</u>	<u>Start Time</u>	<u>Finish Line Scanned Time</u>	<u>Elapsed Time</u>	<u>Interval Behind Leader</u>	<u>MPH</u>	<u>Class Points</u>	<u>Penalty</u>
1	8188	Matthew Bailey			Dodge	2	09:00:00 am	13:08:29.634	04:08:29.634		28.009	0	

Class 7

<u>Position</u>	<u>Number</u>	<u>Name</u>	<u>City</u>	<u>State</u>	<u>Brand</u>	<u>Laps</u>	<u>Start Time</u>	<u>Finish Line Scanned Time</u>	<u>Elapsed Time</u>	<u>Interval Behind Leader</u>	<u>MPH</u>	<u>Class Points</u>	<u>Penalty</u>
1	7236	Jim Rossi			Unknown	3	08:47:15 am	14:36:19.947	05:49:04.947		29.907	0	

Caliente 250 Race Day

Caliente Nevada

June 10, 2017 Official Distance: 58.00 miles Start Time: 08:00:00 am

92 Entries

Class 7

<u>Position</u>	<u>Number</u>	<u>Name</u>	<u>City</u>	<u>State</u>	<u>Brand</u>	<u>Laps</u>	<u>Start Time</u>	<u>Finish Line</u> <u>Scanned Time</u>	<u>Elapsed Time</u>	<u>Interval</u> <u>Behind Leader</u>	<u>MPH</u>	<u>Class</u> <u>Points</u>	<u>Penalty</u>
2	7213	Rex Verley			Ford	2	08:46:30 am	12:20:38.120	03:34:08.120		32.503	0	

Class 3000

<u>Position</u>	<u>Number</u>	<u>Name</u>	<u>City</u>	<u>State</u>	<u>Brand</u>	<u>Laps</u>	<u>Start Time</u>	<u>Finish Line</u> <u>Scanned Time</u>	<u>Elapsed Time</u>	<u>Interval</u> <u>Behind Leader</u>	<u>MPH</u>	<u>Class</u> <u>Points</u>	<u>Penalty</u>
1	3014	Tom Kessman			Unknown	0	08:48:00 am					0	

Class 9

<u>Position</u>	<u>Number</u>	<u>Name</u>	<u>City</u>	<u>State</u>	<u>Brand</u>	<u>Laps</u>	<u>Start Time</u>	<u>Finish Line</u> <u>Scanned Time</u>	<u>Elapsed Time</u>	<u>Interval</u> <u>Behind Leader</u>	<u>MPH</u>	<u>Class</u> <u>Points</u>	<u>Penalty</u>
1	969	Kenny Ham			VW	3	08:54:00 am	14:06:37.350	05:12:37.350		33.395	0	
2	900	Tyler Peterson			VW	3	08:52:30 am	14:25:40.697	05:33:10.697	00:20:33.347	31.335	0	
3	998	Joshua Englestead			VW	2	08:53:15 am	12:08:13.380	03:14:58.383		35.697	0	

Stock Bug

<u>Position</u>	<u>Number</u>	<u>Name</u>	<u>City</u>	<u>State</u>	<u>Brand</u>	<u>Laps</u>	<u>Start Time</u>	<u>Finish Line</u> <u>Scanned Time</u>	<u>Elapsed Time</u>	<u>Interval</u> <u>Behind Leader</u>	<u>MPH</u>	<u>Class</u> <u>Points</u>	<u>Penalty</u>
1	1179	Michael Brenner			VW	3	09:07:30 am	15:38:54.990	06:31:24.990		26.672	0	
2	1100	Robert Johnson			VW	2	09:08:15 am	15:02:08.964	05:53:53.964	01:42:33.610	19.667	0	

Caliente 250 Race Day

Caliente Nevada

June 10, 2017 Official Distance: 58.00 miles Start Time: 08:00:00 am

92 Entries

Stock Bug

<u>Position</u>	<u>Number</u>	<u>Name</u>	<u>City</u>	<u>State</u>	<u>Brand</u>	<u>Laps</u>	<u>Start Time</u>	<u>Finish Line</u> <u>Scanned Time</u>	<u>Elapsed Time</u>	<u>Interval</u> <u>Behind Leader</u>	<u>MPH</u>	<u>Class</u> <u>Points</u>	<u>Penalty</u>
3	1148	James Juneau			VW	1	09:06:45 am	11:38:54.398	02:32:09.398	00:37:11.359	22.871	0	

SxS Pro Limited

<u>Position</u>	<u>Number</u>	<u>Name</u>	<u>City</u>	<u>State</u>	<u>Brand</u>	<u>Laps</u>	<u>Start Time</u>	<u>Finish Line</u> <u>Scanned Time</u>	<u>Elapsed Time</u>	<u>Interval</u> <u>Behind Leader</u>	<u>MPH</u>	<u>Class</u> <u>Points</u>	<u>Penalty</u>
1	1917	Bret Ward			Unknown	4	08:39:00 am	15:08:39.108	06:29:39.108		35.724	0	
2	1910	Dale Brand			Unknown	4	08:44:15 am	15:17:18.088	06:33:03.085	00:03:23.977	35.415	0	
3	1920	Anarei Isac			Yamaha	4	08:42:00 am	15:28:01.376	06:46:01.376	00:12:58.291	34.284	0	
4	1941	Broc Smith			Unknown	4	08:35:15 am	15:25:02.819	06:49:47.819	00:03:46.443	33.968	0	
5	1995	Corbin Wells			Unknown	3	08:41:15 am	13:48:03.601	05:06:48.601	00:00:20.298	34.028	0	
6	1937	Lance Mccann			Polaris	3	08:42:45 am	14:25:12.390	05:42:27.390	00:35:38.789	30.486	0	
7	1998	Kaden Wells			Unknown	3	08:40:30 am	15:10:14.231	06:29:44.231	00:47:16.841	26.787	0	
8	1903	Cameron Chin			Unknown	2	08:36:45 am	12:04:21.197	03:27:36.197	00:01:09.295	33.525	0	
9	1972	Jimmy Moore			Yamaha	2	08:34:30 am	12:04:39.974	03:30:09.974	00:02:33.777	33.117	0	
10	1924	Lazrezia Bruner			Unknown	2	08:45:45 am	12:19:13.316	03:33:28.316	00:03:18.342	32.604	0	
11	1999	Jon Graham			Unknown	2	08:36:00 am	13:48:51.545	05:12:51.545	00:23:50.789	22.246	0	
12	1925	Gina Colosimo			Unknown	1	08:38:15 am	10:34:39.264	01:56:24.264	00:04:06.291	29.896	0	
13	1977	Scott Davis			Unknown	1	08:37:30 am	13:38:11.304	05:00:41.304	02:00:34.909	11.573	0	
14	1958	George Felix			Unknown	0	08:45:00 am					0	
15	1928	Devin Sullivan			Unknown	0	08:43:30 am					0	

Caliente 250 Race Day

Caliente Nevada

June 10, 2017 Official Distance: 58.00 miles Start Time: 08:00:00 am

92 Entries

SxS Pro Limited

<u>Position</u>	<u>Number</u>	<u>Name</u>	<u>City</u>	<u>State</u>	<u>Brand</u>	<u>Laps</u>	<u>Start Time</u>	<u>Finish Line</u> <u>Scanned Time</u>	<u>Elapsed Time</u>	<u>Interval</u> <u>Behind Leader</u>	<u>MPH</u>	<u>Class</u> <u>Points</u>	<u>Penalty</u>
16	1947	Dean Wheeler Jr			Unknown	0	08:39:45 am					0	

SxS Pro Turbo Unlimited

<u>Position</u>	<u>Number</u>	<u>Name</u>	<u>City</u>	<u>State</u>	<u>Brand</u>	<u>Laps</u>	<u>Start Time</u>	<u>Finish Line</u> <u>Scanned Time</u>	<u>Elapsed Time</u>	<u>Interval</u> <u>Behind Leader</u>	<u>MPH</u>	<u>Class</u> <u>Points</u>	<u>Penalty</u>
1	2914	Randy Adams			Unknown	4	08:33:00 am	15:06:38.635	06:33:38.635		35.362	0	
2	2977	Stacy Clark			Unknown	4	08:33:45 am	15:32:27.772	06:58:42.772	00:25:04.137	33.245	0	
3	2952	Rob Phillips			Unknown	1	08:32:15 am	10:05:02.346	01:32:47.346		37.504	0	

1450 Sportsman

<u>Position</u>	<u>Number</u>	<u>Name</u>	<u>City</u>	<u>State</u>	<u>Brand</u>	<u>Laps</u>	<u>Start Time</u>	<u>Finish Line</u> <u>Scanned Time</u>	<u>Elapsed Time</u>	<u>Interval</u> <u>Behind Leader</u>	<u>MPH</u>	<u>Class</u> <u>Points</u>	<u>Penalty</u>
1	1462	Casey Benito			Unknown	3	08:51:00 am	14:34:48.156	05:43:48.156		30.366	0	
2	1458	Kyle Coletti			Unknown	2	08:48:45 am	14:35:23.453	05:46:38.453	02:04:40.983	20.078	0	
3	1499	Brandon Blust			Unknown	1	08:51:45 am	10:34:28.230	01:42:43.230		33.878	0	
4	1426	Robby Hayes			Ford	0	08:50:15 am					0	
5	1473	William Mccrory			Unknown	0	08:49:30 am					0	

Caliente 250 Race Day

Caliente Nevada

June 10, 2017 Official Distance: 58.00 miles Start Time: 08:00:00 am

92 Entries

Class 2000

<u>Position</u>	<u>Number</u>	<u>Name</u>	<u>City</u>	<u>State</u>	<u>Brand</u>	<u>Laps</u>	<u>Start Time</u>	<u>Finish Line Scanned Time</u>	<u>Elapsed Time</u>	<u>Interval Behind Leader</u>	<u>MPH</u>	<u>Class Points</u>	<u>Penalty</u>
1	2088	Dillon Tomky			Unknown	3	08:58:30 am	15:14:11.792	06:15:41.792		27.788	0	
2	2086	Joseph Cammans			Chevrolet	1	08:57:45 am	10:40:42.576	01:42:57.576		33.800	0	
3	2013	James Hayford			Unknown	1	08:56:15 am	11:28:05.811	02:31:50.811	00:41:23.512	22.918	0	
4	2069	Kevin Benali			Unknown	0	08:57:00 am					0	
5	2018	Daryl Zygela			Unknown	0	08:59:15 am					0	

Limited Sportsman

<u>Position</u>	<u>Number</u>	<u>Name</u>	<u>City</u>	<u>State</u>	<u>Brand</u>	<u>Laps</u>	<u>Start Time</u>	<u>Finish Line Scanned Time</u>	<u>Elapsed Time</u>	<u>Interval Behind Leader</u>	<u>MPH</u>	<u>Class Points</u>	<u>Penalty</u>
1	1380	Bill Shapley			VW	3	09:01:30 am	14:08:52.191	05:07:22.191		33.966	0	
2	1325	Lani Austin			VW	3	09:02:15 am	14:23:29.950	05:21:14.950	00:13:52.759	32.498	0	
3	1313	Dan Bradley			VW	3	09:04:30 am	14:26:13.669	05:21:43.669	00:00:28.719	32.450	0	
4	1395	Tammie Gubler			VW	3	09:05:15 am	14:52:52.361	05:47:37.361	00:25:53.692	30.033	0	
5	1336	Bree Cloud			VW	3	09:03:00 am	15:05:10.009	06:02:10.009	00:14:32.648	28.826	0	
6	1330	Heather Herrmann			VW	3	09:03:45 am	15:06:54.114	06:03:09.114	00:00:59.105	28.748	0	
7	1316	Brandon Whitehead			VW	1	09:06:00 am	10:48:04.633	01:42:04.633	00:01:09.255	34.092	0	

Caliente 250 Race Day

Caliente Nevada

June 10, 2017 Official Distance: 58.00 miles Start Time: 08:00:00 am

92 Entries

Unlimited Sportsman

<u>Position</u>	<u>Number</u>	<u>Name</u>	<u>City</u>	<u>State</u>	<u>Brand</u>	<u>Laps</u>	<u>Start Time</u>	<u>Finish Line</u> <u>Scanned Time</u>	<u>Elapsed Time</u>	<u>Interval</u> <u>Behind Leader</u>	<u>MPH</u>	<u>Class</u> <u>Points</u>	<u>Penalty</u>
1	1505	Josh Tedesco			Unknown	3	09:00:45 am	14:47:11.740	05:46:26.740		30.135	0	



Caliente 250 Race Day

Caliente Nevada

June 10, 2017 Official Distance: 58.00 miles Start Time: 08:00:00 am

92 Entries

Overall Finish Results

Pos	Number	Name	City, State	Brand	Class	Class Lap		Interval		Penalty	Points	Sponsors
						Pos	Count	Elapsed Time	Behind Leader			
1	152	Joseph David		Unknown	Class 1	1	4	05:42:05.795		40.690	0	
2	1085	Justin Davis		Unknown	Class 10	1	4	05:42:48.773	00:00:42.978	40.605	0	
3	172	Keith Waibel		Unknown	Class 1	2	4	05:52:55.721	00:10:49.926	39.441	0	
4	516	Justin Smith		Unknown	Class 5 Unlimited	1	4	06:02:34.413	00:20:28.618	38.392	0	
5	1632	Fernie Padilla		VW	Class 1-2 1600	1	4	06:02:51.348	00:20:45.553	38.362	0	
6	176	Pat Dean		Unknown	Class 1	3	4	06:08:11.179	00:26:05.384	37.807	0	
7	1246	Chad Cummings		Unknown	Class 12	1	4	06:09:02.109	00:26:56.314	37.720	0	
8	1221	Kenny Thatcher		Unknown	Class 12	2	4	06:09:07.964	00:27:02.169	37.710	0	
9	1601	Kenny Freeman		Unknown	Class 1-2 1600	2	4	06:09:34.098	00:27:28.303	37.666	0	
10	1015	James Ford		Unknown	Class 10	2	4	06:10:40.254	00:28:34.459	37.554	0	
11	1647	Rob Hendrickson		VW	Class 1-2 1600	3	4	06:17:46.804	00:35:41.009	36.847	0	
12	468	Wayne Lugo		Unknown	1450 Pro	1	4	06:24:13.755	00:42:07.960	36.228	0	
13	13	Mike Frye		Unknown	Unlimited Truck	1	4	06:27:37.107	00:45:31.312	35.912	0	
14	1917	Bret Ward		Unknown	SxS Pro Limited	1	4	06:29:39.108	00:47:33.313	35.724	0	
15	505	Travis Chase		VW	Class 5 Unlimited	2	4	06:29:57.740	00:47:51.945	35.696	0	
16	1250	Jeremy Davis		Unknown	Class 12	3	4	06:32:38.284	00:50:32.489	35.452	0	
17	1910	Dale Brand		Unknown	SxS Pro Limited	2	4	06:33:03.085	00:50:57.290	35.415	0	
18	2914	Randy Adams		Unknown	SxS Pro Turbo Unlimited	1	4	06:33:38.635	00:51:32.840	35.362	0	
19	1011	Justin Wallin		Unknown	Class 10	3	4	06:36:53.106	00:54:47.311	35.073	0	
20	1035	Matt Miller		Unknown	Class 10	4	4	06:37:01.525	00:54:55.730	35.061	0	
21	1665	Raul Solano		VW	Class 1-2 1600	4	4	06:37:05.694	00:54:59.899	35.055	0	

Caliente 250 Race Day

Caliente Nevada

June 10, 2017 Official Distance: 58.00 miles Start Time: 08:00:00 am

92 Entries

Overall Finish Results

Pos	Number	Name	City, State	Brand	Class	Class Lap		Interval			Penalty	Points	Sponsors
						Pos	Count	Elapsed Time	Behind Leader	MPH			
22	1682	James Dean		VW	Class 1-2 1600	5	4	06:37:20.096	00:55:14.301	35.033		0	
23	487	Josh Williams		Unknown	1450 Pro	2	4	06:38:22.383	00:56:16.588	34.942		0	
24	1634	Curt Geer		VW	Class 1-2 1600	6	4	06:41:51.960	00:59:46.165	34.638		0	
25	162	Sean Gilbert		Unknown	Class 1	4	4	06:43:45.549	01:01:39.754	34.476		0	
26	191	Kyle Cox		Unknown	Class 1	5	4	06:45:52.697	01:03:46.902	34.296		0	
27	1920	Anarei Isac		Yamaha	SxS Pro Limited	3	4	06:46:01.376	01:03:55.581	34.284		0	
28	1941	Broc Smith		Unknown	SxS Pro Limited	4	4	06:49:47.819	01:07:42.024	33.968		0	
29	1014	Blain Mcdonald		Unknown	Class 10	5	4	06:51:36.015	01:09:30.220	33.819		0	
30	2977	Stacy Clark		Unknown	SxS Pro Turbo Unlimited	2	4	06:58:42.772	01:16:36.977	33.245		0	
31	1215	Michael Benedict		Unknown	Class 12	4	4	07:11:00.403	01:28:54.608	32.296		0	
32	525	Darrell Clifton		VW	Class 5 Unlimited	3	4	07:23:47.966	01:41:42.171	31.366		0	
33	1678	John Mccall		VW	Class 1-2 1600	7	3	04:28:45.211	1:-13:-20.-584	38.846		0	
34	1624	Morgan Wheeler		VW	Class 1-2 1600	8	3	04:35:12.241	1:-06:-53.-554	37.935		0	
35	1995	Corbin Wells		Unknown	SxS Pro Limited	5	3	05:06:48.601):-35:-17.-194	34.028		0	
36	1380	Bill Shapley		VW	Limited Sportsman	1	3	05:07:22.191):-34:-43.-604	33.966		0	
37	599	Brandyn Kaylor		VW	Class 5-1600	1	3	05:09:04.985	0:-33:00.-810	33.777		0	
38	969	Kenny Ham		VW	Class 9	1	3	05:12:37.350):-29:-28.-445	33.395		0	
39	1081	Jason Duncon		Unknown	Class 10	7	3	05:20:37.397):-21:-28.-398	32.562		0	
40	1325	Lani Austin		VW	Limited Sportsman	2	3	05:21:14.950):-20:-50.-845	32.498		0	
41	1313	Dan Bradley		VW	Limited Sportsman	3	3	05:21:43.669):-20:-22.-126	32.450		0	
42	1211	Scott Bassett		Unknown	Class 12	5	3	05:22:04.112):-20:-01.-683	32.415		0	

Caliente 250 Race Day

Caliente Nevada

June 10, 2017 Official Distance: 58.00 miles Start Time: 08:00:00 am

92 Entries

Overall Finish Results

Pos	Number	Name	City, State	Brand	Class	Class Lap		Interval				
						Pos	Count	Elapsed Time	Behind Leader	MPH	Penalty	Points
43	1247	Doug Christensen		Unknown	Class 12	6	3	05:30:02.205	00:12:03.590	31.633	0	
44	900	Tyler Peterson		VW	Class 9	2	3	05:33:10.697	00:08:55.098	31.335	0	
45	1937	Lance Mccann		Polaris	SxS Pro Limited	6	3	05:42:27.390	00:00:21.595	30.486	0	
46	1462	Casey Benito		Unknown	1450 Sportsman	1	3	05:43:48.156	00:01:42.361	30.366	0	
47	1505	Josh Tedesco		Unknown	Unlited Sportsman	1	3	05:46:26.740	00:04:20.945	30.135	0	
48	1395	Tammie Gubler		VW	Limited Sportsman	4	3	05:47:37.361	00:05:31.566	30.033	0	
49	7236	Jim Rossi		Unknown	Class 7	1	3	05:49:04.947	00:06:59.152	29.907	0	
50	596	Mark Winston		Unknown	Class 5-1600	2	3	05:54:00.409	00:11:54.614	29.491	0	
51	1628	Journee Richardson		VW	Class 1-2 1600	9	3	05:54:06.651	00:12:00.856	29.482	0	
52	1336	Bree Cloud		VW	Limited Sportsman	5	3	06:02:10.009	00:20:04.214	28.826	0	
53	1330	Heather Herrmann		VW	Limited Sportsman	6	3	06:03:09.114	00:21:03.319	28.748	0	
54	2088	Dillon Tomky		Unknown	Class 2000	1	3	06:15:41.792	00:33:35.997	27.788	0	
55	1060	Steven Scott		Unknown	Class 10	6	3	06:25:01.658	00:42:55.863	27.115	0	
56	1998	Kaden Wells		Unknown	SxS Pro Limited	7	3	06:29:44.231	00:47:38.436	26.787	0	
57	1179	Michael Brenner		VW	Stock Bug	1	3	06:31:24.990	00:49:19.195	26.672	0	
58	115	Dan Myers		Unknown	Class 1	6	3	06:59:17.711	01:17:11.916	24.899	0	
59	25	Dan Daily		Unknown	Unlimited Truck	2	3	07:28:40.815	01:46:35.020	23.268	0	
60	543	Hyles Hersley		VW	Class 5 Unlimited	4	2	03:10:38.660	00:31:27.135	36.508	0	
61	998	Joshua Englestead		VW	Class 9	3	2	03:14:58.383	00:27:07.412	35.697	0	
62	1903	Cameron Chin		Unknown	SxS Pro Limited	8	2	03:27:36.197	00:14:29.598	33.525	0	
63	1972	Jimmy Moore		Yamaha	SxS Pro Limited	9	2	03:30:09.974	00:11:55.821	33.117	0	

Caliente 250 Race Day

Caliente Nevada

June 10, 2017 Official Distance: 58.00 miles Start Time: 08:00:00 am

92 Entries

Overall Finish Results

Pos	Number	Name	City, State	Brand	Class	Class Lap		Interval			Penalty	Points	Sponsors
						Pos	Count	Elapsed Time	Behind Leader	MPH			
64	1924	Lazrezia Bruner		Unknown	SxS Pro Limited	10	2	03:33:28.316	2:-08:-37.-479	32.604		0	
65	7213	Rex Verley		Ford	Class 7	2	2	03:34:08.120	2:-07:-57.-675	32.503		0	
66	8188	Matthew Bailey		Dodge	Stock Full	1	2	04:08:29.634	1:-33:-36.-161	28.009		0	
67	420	Michael Fox		Unknown	1450 Pro	3	2	04:43:47.611):-58:-18.-184	24.525		0	
68	1999	Jon Graham		Unknown	SxS Pro Limited	11	2	05:12:51.545):-29:-14.-250	22.246		0	
69	1458	Kyle Coletti		Unknown	1450 Sportsman	2	2	05:46:38.453	00:04:32.658	20.078		0	
70	1100	Robert Johnson		VW	Stock Bug	2	2	05:53:53.964	00:11:48.169	19.667		0	
71	547	Adam Spitz		VW	Class 5 Unlimited	5	1	01:27:10.996	4:-14:-54.-799	39.916		0	
72	2952	Rob Phillips		Unknown	SxS Pro Turbo Unlimited	3	1	01:32:47.346	4:-09:-18.-449	37.504		0	
73	1316	Brandon Whitehead		VW	Limited Sportsman	7	1	01:42:04.633	4:00:-01.-162	34.092		0	
74	1499	Brandon Blust		Unknown	1450 Sportsman	3	1	01:42:43.230	3:-59:-22.-565	33.878		0	
75	2086	Joseph Cammans		Chevrolet	Class 2000	2	1	01:42:57.576	3:-59:-08.-219	33.800		0	
76	89	Gunner Stevens		Unknown	Unlimited Truck	3	1	01:44:03.125	3:-58:-02.-670	33.445		0	
77	521	John Polling		VW	Class 5 Unlimited	6	1	01:44:28.776	3:-57:-37.-019	33.308		0	
78	1925	Gina Colosimo		Unknown	SxS Pro Limited	12	1	01:56:24.264	3:-45:-41.-531	29.896		0	
79	2013	James Hayford		Unknown	Class 2000	3	1	02:31:50.811	3:-10:-14.-984	22.918		0	
80	1148	James Juneau		VW	Stock Bug	3	1	02:32:09.398	3:-09:-56.-397	22.871		0	
81	1021	Mike Wichman		Unknown	Class 10	8	1	04:12:43.496	1:-29:-22.-299	13.770		0	
82	1977	Scott Davis		Unknown	SxS Pro Limited	13	1	05:00:41.304):-41:-24.-491	11.573		0	
83	1426	Robby Hayes		Ford	1450 Sportsman	4	0					0	
84	2018	Daryl Zygela		Unknown	Class 2000	5	0					0	

Caliente 250 Race Day

Caliente Nevada

June 10, 2017 Official Distance: 58.00 miles Start Time: 08:00:00 am

92 Entries


Overall Finish Results



<u>Pos</u>	<u>Number</u>	<u>Name</u>	<u>City, State</u>	<u>Brand</u>	<u>Class</u>	<u>Class Lap</u>		<u>Interval</u>				<u>Points</u>	<u>Sponsors</u>
						<u>Pos</u>	<u>Count</u>	<u>Elapsed Time</u>	<u>Behind Leader</u>	<u>MPH</u>	<u>Penalty</u>		
85	1473	William Mccrory		Unknown	1450 Sportsman	5	0					0	
86	2069	Kevin Benali		Unknown	Class 2000	4	0					0	
87	3014	Tom Kessman		Unknown	Class 3000	1	0					0	
88	1958	George Felix		Unknown	SxS Pro Limited	14	0					0	
89	1928	Devin Sullivan		Unknown	SxS Pro Limited	15	0					0	
90	1947	Dean Wheeler Jr		Unknown	SxS Pro Limited	16	0					0	
91	527	Parker Grabowski		VW	Class 5 Unlimited	7	0					0	
92	526	Derek Pocorena		VW	Class 5 Unlimited	8	0					0	

Lap Times By Class Report

Class	Lap Time	Lap	Name	Nbr	Brand	Finish
Class 1	01:21:38.198	1	Pat Dean	176	UNK	3
Class 10	01:24:04.196	1	Justin Davis	1085	UNK	1
Class 1-2 1600	01:27:06.601	1	Morgan Wheeler	1624	VW	8
Class 5 Unlimited	01:27:10.996	1	Adam Spitz	547	VW	5
Class 12	01:27:57.716	4	Chad Cummings	1246	UNK	1
SxS Pro Limited	01:32:17.724	3	Bret Ward	1917	UNK	1
Unlimited Truck	01:32:39.254	1	Mike Frye	13	UNK	1
SxS Pro Turbo Unlimited	01:32:47.346	1	Rob Phillips	2952	UNK	3
1450 Pro	01:34:44.452	3	Wayne Lugo	468	UNK	1
Class 9	01:35:11.713	1	Joshua Englestead	998	VW	3
Limited Sportsman	01:38:43.675	1	Heather Herrmann	1330	VW	6
Class 5-1600	01:41:13.802	1	Brandyn Kaylor	599	VW	1
1450 Sportsman	01:42:43.230	1	Brandon Blust	1499	UNK	3
Class 2000	01:42:57.576	1	Joseph Cammans	2086	CHV	2
Class 7	01:44:40.865	1	Rex Verley	7213	FOR	2
Unlimited Sportsman	01:52:51.265	3	Josh Tedesco	1505	UNK	1

Lap Times By Class Report

Class		Stock Full					
Lap Time	Lap	Name	Nbr	Brand	Finish		
 01:54:39.941	1	Matthew Bailey	8188	DOD	1		

Class		Stock Bug					
Lap Time	Lap	Name	Nbr	Brand	Finish		
  01:54:58.039	1	Michael Brenner	1179	VW	1		

JUN 10, 2017

TIME CREDITS AND PENALTIES REPORT

Printed: 06/16/17 2:28 pm

Nbr	Name	Class	Penalty Time	Reason
Time Credits				
1085	Justin Davis	Class 10	00:00:31	Train Credit Lap 4
115	Dan Myers	Class 1	00:02:00	Retrieval Vehicle Credit Overall Time
1211	Scott Bassett	Class 12	00:03:11	Train Credit Lap 3
1330	Heather Herrmann	Limited Sportsman	00:01:44	Train Credit Lap 3
1336	Bree Cloud	Limited Sportsman	00:02:30	Retrieval Vehicle Credit Overall Time
1380	Bill Shapley	Limited Sportsman	00:02:00	Train Credit Lap 3
1628	Journee Richardson	Class 1-2 1600	00:02:15	Train Credit Lap 4
1634	Curt Geer	Class 1-2 1600	00:04:38	Train Credit Lap 4
1665	Raul Solano	Class 1-2 1600	00:03:00	Retrieval Vehicle Credit Overall Time
1910	Dale Brand	SxS Pro Limited	00:03:00	Assisting Another Racer Credit Overall Time
420	Michael Fox	1450 Pro	00:00:33	Train Credit Started Lap 2
468	Wayne Lugo	1450 Pro	00:01:10	Train Credit starting lap 2
487	Josh Williams	1450 Pro	00:04:11	Train Credit Lap 4
7213	Rex Verley	Class 7	00:00:37	Train Credit Lap 2
7236	Jim Rossi	Class 7	00:01:01	Train Credit Started Lap 2
900	Tyler Peterson	Class 9	00:01:17	Train Credit Started Lap 2